

Signify Classified - Internal
Cooper Lighting Solutions Photometric Lab
1121 Highway 74 South
Peachtree City, GA 30269



Scaled data based on original data using
LM-79-08 Approved Method: Electrical and Photometric Measurements of Solid-
State Lighting Products

Test Report Prepared for
Cooper Lighting Solutions
(formerly Eaton)

Brand: STREETWORKS

Report Number: P867659

Luminaire Tested: **MEM2-HTN-SA-40-740-U-T3-HSS**

Issue Date: 08/21/2024

Test Information

Test Method: LM-79-08
Report Number: P867659
Test Lab: INNOVATION CENTER(G3)
Issue Date: 08/21/2024
Manufacturer: COOPER LIGHTING SOLUTIONS (FORMERLY EATON)
Product Line: STREETWORKS
Catalog Number: MEM2-HTN-SA-40-740-U-T3-HSS
Description: EPIC MODERN TALL HOUSING DISCRETE LED ARRAYS 40W 70CRI 4000K
FITURE w/ TYPE III DISTRIBUTION OPTIC AND HOUSE SIDE SHIELD
Light Source: (10) 4000K CCT, 70 CRI LEDS
Ballast/Driver: ELECTRONIC DRIVER

Summary

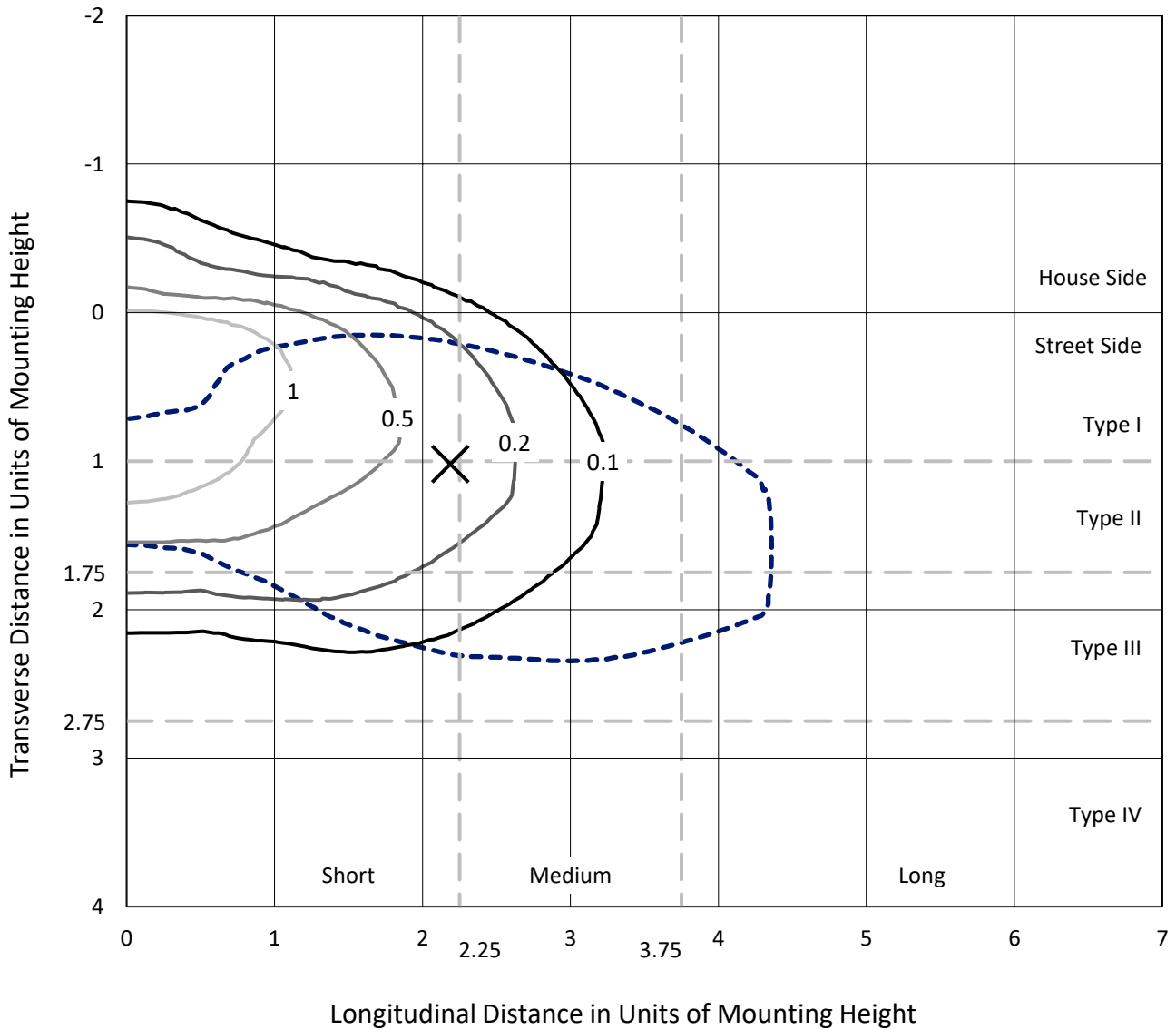
Lumens per Lamp: N/A
Luminaire Lumens: 3462.2 lumens
Efficiency: N/A
Efficacy: 105.6 lumens/watt
Luminous Opening: Rectangular (W 0.33' x L: 0.33' x H: 0')
IES Classification: Type III - Short
BUG Rating: B0 - U0 - G1

Input Watts (W): 32.8
Input Voltage (V): 120
Input Current (A_{in}): NR
Voltage Rise (V): NR
Power Factor: 0.99
Total Harmonic Distortion (THDi): 9.76%
Frequency (hertz): 60
Stabilization Time: NR
Operation Time: NR
Ambient Temperature (°C): NR
Test Distance: 24 FT

REPORT NUMBER: P867659
 CATALOG NUMBER: MEM2-HTN-SA-40-740-U-T3-HSS

Iso-Footcandle Lines of Horizontal Illumination

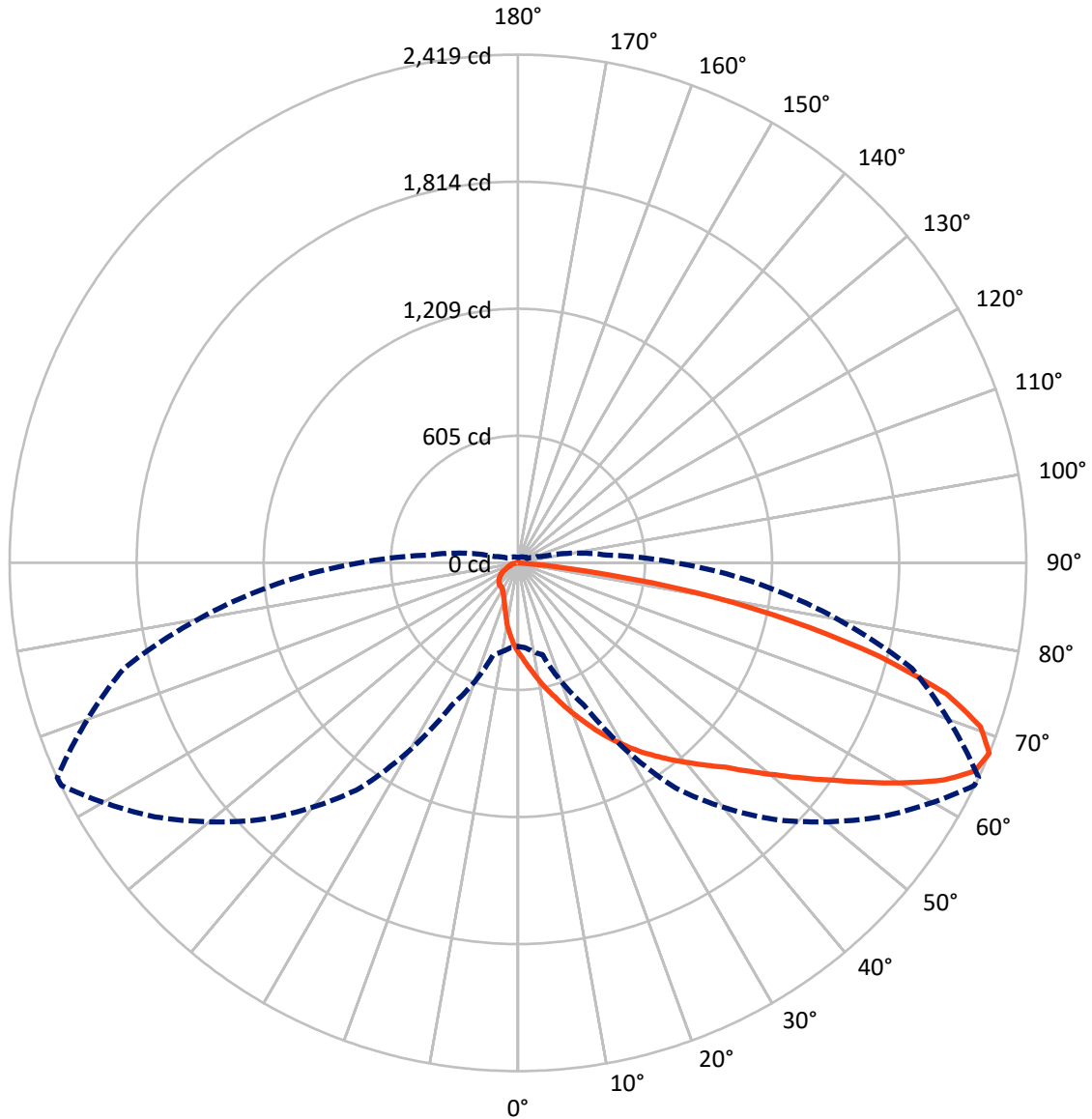
✕ Max cd
 - - - 1/2 Max cd



Based on 20 foot mounting height. Maximum calculated value = 2 fc
 Type III - Short - N/A

REPORT NUMBER: P867659
CATALOG NUMBER: MEM2-HTN-SA-40-740-U-T3-HSS

Luminous Intensity Polar Plot



— Vertical Plane Through 65-Deg Lateral - - - Horizontal Cone Through 67.5-Deg Vertical



REPORT NUMBER: P867659
 CATALOG NUMBER: MEM2-HTN-SA-40-740-U-T3-HSS

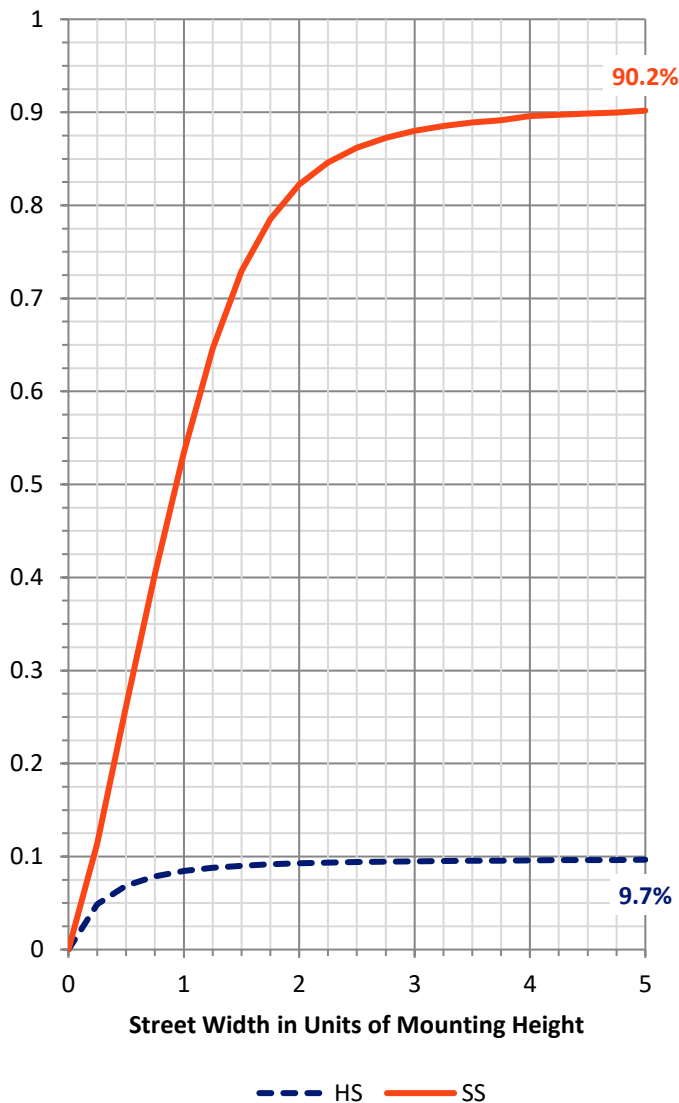
FLUX DISTRIBUTION:

		Downward	Upward	Total
House Side	Lumens	337.0	0.0	337.0
	% Fixture	9.7	0.0	9.7
Street Side	Lumens	3125.2	0.0	3125.2
	% Fixture	90.3	0.0	90.3
Total	Lumens	3462.2	0.0	3462.2
	% Fixture	100.0	0.0	100.0

ZONAL LUMENS:

Zone	Lumens	% Fixture
0°-10°	41.9	1.2
10°-20°	138.9	4.0
20°-30°	252.8	7.3
30°-40°	391.3	11.3
40°-50°	591.5	17.1
50°-60°	769.5	22.2
60°-70°	759.1	21.9
70°-80°	462.1	13.3
80°-90°	54.9	1.6
90°-100°	0.0	0.0
100°-110°	0.0	0.0
110°-120°	0.0	0.0
120°-130°	0.0	0.0
130°-140°	0.0	0.0
140°-150°	0.0	0.0
150°-160°	0.0	0.0
160°-170°	0.0	0.0
170°-180°	0.0	0.0
0°-90°	3462.2	100.0
0°-180°	3462.2	100.0

Coefficient of Utilization



REPORT NUMBER: P867659

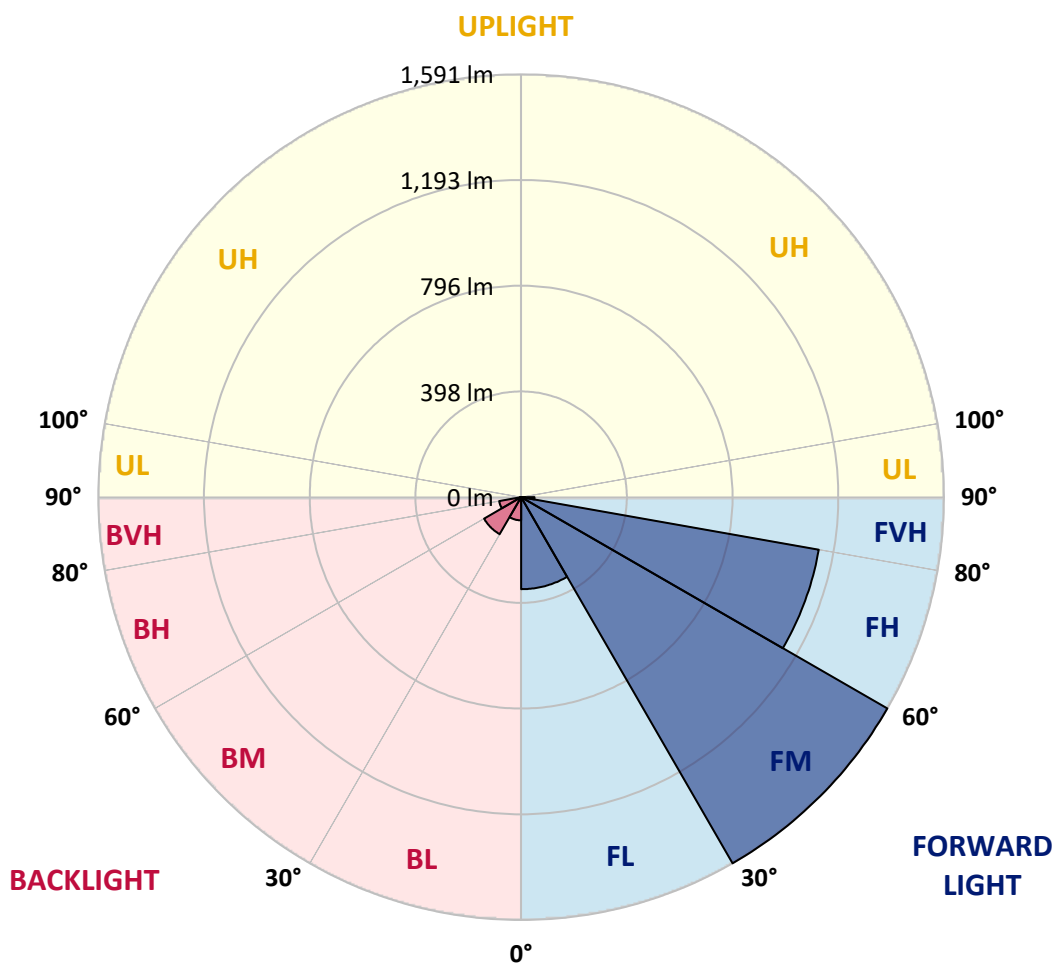
CATALOG NUMBER: MEM2-HTN-SA-40-740-U-T3-HSS

LUMINAIRE CLASSIFICATION SYSTEM LUMEN TABLE AND BUG RATING:

Zone	Lumens	% Fixture	Zone Rating/Lumen Limit		
			B	U	G
FL (0°-30°)	346.4	10.0			
FM (30°-60°)	1591.2	46.0			
FH (60°-80°)	1137.3	32.9			G1/1800
FVH (80°-90°)	50.2	1.5			G1/100
BL (0°-30°)	87.2	2.5	B0/110		
BM (30°-60°)	161.2	4.7	B0/220		
BH (60°-80°)	83.9	2.4	B0/110		G0/110
BVH (80°-90°)	4.7	0.1			G0/10
UL (90°-100°)	0.0	0.0		U0/0	
UH (100°-180°)	0.0	0.0		U0/0	

BUG Rating: B0-U0-G1

Type III Short





REPORT NUMBER: P867659

CATALOG NUMBER: MEM2-HTN-SA-40-740-U-T3-HSS

CANDELA DISTRIBUTION (FULL):

	0°	5°	15°	25°	35°	45°	55°	64°	65°	75°	85°
0°	427.8	427.8	427.8	427.8	427.8	427.8	427.8	427.8	427.8	427.8	427.8
2.5°	499.9	496.0	498.9	492.0	484.1	478.2	466.3	456.5	455.5	445.6	434.7
5°	595.8	582.9	583.9	570.1	553.3	535.5	516.7	492.0	492.0	468.3	443.6
7.5°	681.7	679.7	670.9	649.1	629.4	601.7	567.1	535.5	528.6	492.0	453.5
10°	764.7	761.8	753.9	737.1	703.5	672.8	629.4	581.9	573.0	520.7	465.4
12.5°	830.9	831.9	823.0	809.2	779.5	743.0	685.7	626.4	618.5	548.3	477.2
15°	889.2	888.2	886.2	874.4	845.7	812.1	745.0	675.8	663.0	578.0	489.1
17.5°	933.7	931.7	927.7	917.9	904.0	871.4	807.2	728.2	717.3	612.6	502.9
20°	946.5	945.5	945.5	952.4	946.5	926.8	869.4	782.5	770.6	649.1	521.7
22.5°	970.2	969.2	968.2	975.2	979.1	977.1	927.7	837.8	827.0	691.6	545.4
25°	1000.9	998.9	995.9	1002.8	1007.8	1019.6	986.0	903.0	890.2	741.0	569.1
27.5°	1041.4	1043.3	1039.4	1038.4	1038.4	1045.3	1037.4	961.3	949.5	788.4	596.8
30°	1094.7	1097.7	1090.8	1085.8	1076.9	1075.9	1077.9	1026.5	1009.7	839.8	625.4
32.5°	1147.1	1150.0	1146.1	1139.2	1116.4	1107.6	1115.5	1081.9	1071.0	896.1	662.0
35°	1189.6	1196.5	1196.5	1182.6	1151.0	1146.1	1158.9	1136.2	1128.3	962.3	705.4
37.5°	1246.9	1250.8	1246.9	1221.2	1181.7	1187.6	1207.3	1193.5	1188.6	1033.5	756.8
40°	1369.4	1374.3	1348.6	1287.4	1224.1	1231.1	1265.6	1257.7	1249.8	1103.6	804.2
42.5°	1540.3	1528.4	1523.5	1387.2	1289.4	1285.4	1328.9	1318.0	1317.0	1174.7	847.7
45°	1652.9	1656.9	1632.2	1502.8	1426.7	1352.6	1399.0	1395.1	1387.2	1246.9	900.1
47.5°	1731.0	1722.1	1660.8	1598.6	1613.4	1440.5	1477.1	1487.0	1482.0	1328.9	964.3
50°	1763.6	1754.7	1714.2	1672.7	1690.5	1541.3	1557.1	1589.7	1584.8	1411.9	1018.6
52.5°	1723.1	1712.2	1715.2	1726.0	1717.2	1620.3	1655.9	1707.3	1701.3	1508.7	1081.9
55°	1465.2	1493.9	1604.5	1715.2	1712.2	1680.6	1761.6	1836.7	1824.9	1609.5	1136.2
57.5°	1181.7	1197.5	1337.8	1637.1	1696.4	1731.0	1882.2	1975.0	1971.1	1710.2	1185.6
60°	939.6	956.4	1063.1	1475.1	1659.9	1783.4	2005.7	2128.2	2124.2	1812.0	1221.2
62.5°	746.9	746.9	841.8	1241.9	1589.7	1814.0	2103.5	2282.3	2275.4	1894.0	1230.1
65°	537.5	544.4	615.5	998.9	1476.1	1806.1	2150.9	2392.0	2388.0	1940.4	1211.3
67.5°	397.2	405.1	452.5	748.9	1308.1	1727.0	2107.4	2416.7	2418.6	1941.4	1150.0
70°	310.2	312.2	347.8	520.7	1072.0	1551.2	1944.4	2334.7	2334.7	1893.0	1059.1
72.5°	236.1	238.1	268.7	354.7	789.4	1282.4	1700.4	2117.3	2132.1	1764.6	924.8
75°	182.8	186.7	207.5	254.9	495.0	911.9	1397.0	1734.0	1774.5	1515.6	761.8
77.5°	141.3	145.2	162.0	186.7	288.5	562.2	982.1	1296.3	1332.8	1193.5	587.9
80°	113.6	115.6	126.5	140.3	174.9	289.5	599.7	851.7	862.5	811.2	389.3
82.5°	52.4	56.3	68.2	77.1	86.9	134.4	255.9	315.2	329.0	322.1	160.1
85°	5.9	5.9	6.9	7.9	8.9	13.8	17.8	15.8	15.8	18.8	16.8
87.5°	0.0	0.0	0.0	1.0	2.0	2.0	3.0	3.0	3.0	3.0	3.0
90°	0.0	0.0	0.0	0.0	0.0	0.0	0.0	0.0	0.0	0.0	0.0



REPORT NUMBER: P867659
 CATALOG NUMBER: MEM2-HTN-SA-40-740-U-T3-HSS

CANDELA DISTRIBUTION (continued):

	90°	95°	105°	115°	125°	135°	145°	155°	165°	175°	180°
0°	427.8	427.8	427.8	427.8	427.8	427.8	427.8	427.8	427.8	427.8	427.8
2.5°	428.8	421.9	409.0	398.2	388.3	378.4	373.5	361.6	358.6	360.6	353.7
5°	430.8	416.9	390.3	365.6	344.8	325.1	308.3	290.5	286.5	280.6	277.6
7.5°	433.7	413.0	371.5	333.0	301.3	272.7	251.9	238.1	227.2	224.3	223.3
10°	437.7	408.0	350.7	302.3	258.9	229.2	210.4	200.6	196.6	193.6	194.6
12.5°	440.7	403.1	331.0	267.8	225.3	198.6	189.7	181.8	179.8	178.8	178.8
15°	444.6	398.2	307.3	237.1	196.6	180.8	171.9	168.9	168.9	168.0	168.0
17.5°	449.5	394.2	287.5	213.4	179.8	165.0	161.0	157.1	157.1	157.1	156.1
20°	459.4	392.2	269.7	193.6	165.0	155.1	149.2	146.2	145.2	144.2	144.2
22.5°	469.3	392.2	250.0	178.8	155.1	144.2	138.3	135.4	134.4	134.4	134.4
25°	483.1	391.3	234.2	166.0	146.2	133.4	127.5	124.5	122.5	122.5	121.5
27.5°	498.9	391.3	220.3	156.1	136.3	123.5	116.6	113.6	110.7	110.7	109.7
30°	514.8	393.2	208.5	148.2	126.5	114.6	105.7	101.8	99.8	98.8	98.8
32.5°	535.5	399.2	200.6	142.3	117.6	105.7	96.8	92.9	90.9	89.9	89.9
35°	567.1	414.0	201.6	139.3	111.6	97.8	88.9	84.0	83.0	83.0	82.0
37.5°	600.7	427.8	204.5	137.3	105.7	91.9	83.0	78.1	77.1	77.1	77.1
40°	629.4	439.7	208.5	136.3	100.8	86.0	78.1	74.1	72.1	72.1	72.1
42.5°	658.0	446.6	209.5	133.4	97.8	81.0	74.1	70.1	68.2	69.2	69.2
45°	686.7	451.5	206.5	129.4	94.8	77.1	70.1	66.2	64.2	64.2	64.2
47.5°	721.2	462.4	201.6	123.5	92.9	74.1	66.2	62.2	61.3	61.3	61.3
50°	755.8	471.3	197.6	116.6	87.9	70.1	63.2	58.3	57.3	57.3	57.3
52.5°	784.5	475.2	192.7	107.7	83.0	66.2	59.3	54.3	52.4	52.4	52.4
55°	806.2	476.2	185.7	100.8	76.1	62.2	55.3	50.4	48.4	47.4	47.4
57.5°	824.0	475.2	178.8	93.9	70.1	57.3	50.4	46.4	43.5	42.5	42.5
60°	833.9	472.3	168.9	85.0	62.2	52.4	46.4	41.5	39.5	38.5	38.5
62.5°	828.0	464.4	155.1	71.1	56.3	47.4	42.5	38.5	35.6	34.6	34.6
65°	800.3	448.6	137.3	58.3	50.4	42.5	38.5	34.6	30.6	29.6	29.6
67.5°	751.9	421.9	113.6	49.4	46.4	38.5	34.6	30.6	27.7	25.7	25.7
70°	684.7	386.3	88.9	42.5	41.5	35.6	31.6	27.7	24.7	22.7	22.7
72.5°	588.9	328.0	66.2	36.6	36.6	32.6	28.7	25.7	22.7	20.7	20.7
75°	476.2	248.0	50.4	33.6	32.6	29.6	25.7	22.7	20.7	18.8	18.8
77.5°	347.8	165.0	41.5	30.6	30.6	26.7	23.7	20.7	18.8	17.8	17.8
80°	211.4	94.8	29.6	23.7	23.7	22.7	19.8	17.8	16.8	14.8	13.8
82.5°	86.0	36.6	15.8	11.9	11.9	10.9	6.9	5.9	5.9	5.9	4.9
85°	8.9	5.9	4.0	3.0	3.0	3.0	2.0	2.0	2.0	2.0	2.0
87.5°	3.0	3.0	2.0	2.0	2.0	2.0	1.0	1.0	1.0	1.0	1.0
90°	0.0	0.0	0.0	0.0	0.0	0.0	0.0	0.0	0.0	0.0	0.0

LM-79-2019: Approved Method: Electrical and Photometric Measurements of Solid-
State Lighting Products

Report Prepared for

Cooper Lighting Solutions

Streetworks

Report Number: SP1-2407-157-5

Test Date: 08/07/2024

Luminaire Tested: MEM2-HTN-SA-40-740-U-5WQ-2

Data in this report applies to families of products including MEM2-HTN-SA-40-740-U-5WQ-2

Test Information

Test Method: LM-79-2019
 Report Number: SP1-2407-157-5
 Test Lab: COOPER LIGHTING SOLUTIONS
 Photometer: SP1 - 76IN SPHERE
 Measurement Geometry: 4π
 Issue Date: 08/20/2024
 Manufacturer: COOPER LIGHTING SOLUTIONS
 Product Line: Streetworks
 Catalog Number: **MEM2-HTN-SA-40-740-U-5WQ-2**
 Description: Epic Modern Light Square 40W 5WQ Optic and Flare Trim

Spectral Parameters

CCT (K): 3915
 CIE u': 0.2262
 CIE v': 0.5044
 Duv: 0.0010
 CIE x: 0.3850
 CIE y: 0.3816
 CIE z: 0.2334
 Peak Wavelength (nm): 449
 Dominant Wavelength (nm): 578
 Purity: 30.05482
 Rf: 73.2
 Rg: 93.9

CRI (Ra):	71.0		
R1:	67.6	R9:	-38.4
R2:	78.3	R10:	48.9
R3:	87.1	R11:	65.3
R4:	69.7	R12:	40.4
R5:	67.4	R13:	69.3
R6:	69.3	R14:	92.6
R7:	79.7	R15:	59.9
R8:	48.7		



Test Conditions

Stabilization Time: 21M
 Operation Time: 1H 21M
 Sphere Temperature (°C): 24.2

REPORT NUMBER: SP1-2407-157-5

Measurement and Test Equipment			
Instrument	Identification Number	Calibration Date	Calibration Due Date
Photometer	IN0058	6/18/2024	12/18/2024
Power Meter	INXT2011004	2/8/2024	2/8/2025
AC Power Source	IN0063	10/24/2023	10/24/2024
DC Power Source	IN0208	10/24/2023	10/24/2024
Sphere Thermometer	IN0085	10/24/2023	10/24/2024
Room Thermometer	IN0046	10/24/2023	10/24/2024

REPORT NUMBER: SP1-2407-157-5

CIE 1931 Chromaticity Diagram



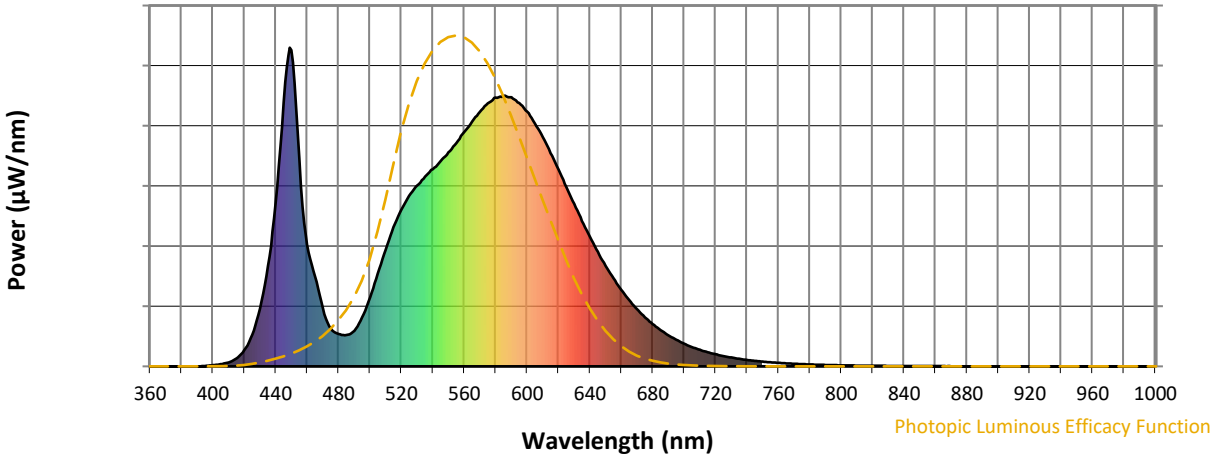
CIE 1931 Chromaticity Diagram with 2017 ANSI 7-Step and 4-Step Quadrangles



Point lies inside the ANSI 4000K 4-step quadrangle

REPORT NUMBER: SP1-2407-157-5

Photopic Flux vs. Wavelength



Photopic Lumens: NR

λ (nm)	Power W [^] /nm	Lumens (φ/nm)	λ (nm)	Power W [^] /nm	Lumens (φ/nm)	λ (nm)	Power W [^] /nm	Lumens (φ/nm)	λ (nm)	Power W [^] /nm	Lumens (φ/nm)	λ (nm)	Power W [^] /nm	Lumens (φ/nm)
360	0	NR	490	112	NR	620	618	NR	750	15	NR	880	0	NR
365	0	NR	495	153	NR	625	563	NR	755	13	NR	885	0	NR
370	0	NR	500	216	NR	630	510	NR	760	11	NR	890	0	NR
375	0	NR	505	291	NR	635	456	NR	765	9	NR	895	0	NR
380	0	NR	510	366	NR	640	407	NR	770	8	NR	900	0	NR
385	0	NR	515	436	NR	645	359	NR	775	7	NR	905	0	NR
390	0	NR	520	492	NR	650	316	NR	780	6	NR	910	0	NR
395	2	NR	525	536	NR	655	277	NR	785	5	NR	915	0	NR
400	4	NR	530	567	NR	660	240	NR	790	4	NR	920	0	NR
405	7	NR	535	596	NR	665	208	NR	795	4	NR	925	0	NR
410	12	NR	540	619	NR	670	179	NR	800	3	NR	930	0	NR
415	25	NR	545	644	NR	675	154	NR	805	3	NR	935	0	NR
420	51	NR	550	671	NR	680	133	NR	810	3	NR	940	0	NR
425	100	NR	555	701	NR	685	114	NR	815	2	NR	945	0	NR
430	180	NR	560	735	NR	690	98	NR	820	2	NR	950	0	NR
435	315	NR	565	768	NR	695	83	NR	825	2	NR	955	0	NR
440	514	NR	570	798	NR	700	71	NR	830	1	NR	960	0	NR
445	828	NR	575	825	NR	705	61	NR	835	1	NR	965	0	NR
450	992	NR	580	843	NR	710	52	NR	840	1	NR	970	0	NR
455	652	NR	585	848	NR	715	44	NR	845	1	NR	975	0	NR
460	382	NR	590	844	NR	720	38	NR	850	1	NR	980	0	NR
465	282	NR	595	826	NR	725	32	NR	855	1	NR	985	0	NR
470	180	NR	600	800	NR	730	28	NR	860	1	NR	990	0	NR
475	119	NR	605	762	NR	735	24	NR	865	1	NR	995	0	NR
480	101	NR	610	719	NR	740	20	NR	870	1	NR	1000	0	NR
485	98	NR	615	669	NR	745	17	NR	875	0	NR			

REPORT NUMBER: SP1-2407-157-5

Scotopic Flux vs. Wavelength



Scotopic Lumens: NR

S/P: 1.49

λ (nm)	Power W [^] /nm	Lumens (φ/nm)	λ (nm)	Power W [^] /nm	Lumens (φ/nm)	λ (nm)	Power W [^] /nm	Lumens (φ/nm)	λ (nm)	Power W [^] /nm	Lumens (φ/nm)	λ (nm)	Power W [^] /nm	Lumens (φ/nm)
360	0	NR	490	112	NR	620	618	NR	750	15	NR	880	0	NR
365	0	NR	495	153	NR	625	563	NR	755	13	NR	885	0	NR
370	0	NR	500	216	NR	630	510	NR	760	11	NR	890	0	NR
375	0	NR	505	291	NR	635	456	NR	765	9	NR	895	0	NR
380	0	NR	510	366	NR	640	407	NR	770	8	NR	900	0	NR
385	0	NR	515	436	NR	645	359	NR	775	7	NR	905	0	NR
390	0	NR	520	492	NR	650	316	NR	780	6	NR	910	0	NR
395	2	NR	525	536	NR	655	277	NR	785	5	NR	915	0	NR
400	4	NR	530	567	NR	660	240	NR	790	4	NR	920	0	NR
405	7	NR	535	596	NR	665	208	NR	795	4	NR	925	0	NR
410	12	NR	540	619	NR	670	179	NR	800	3	NR	930	0	NR
415	25	NR	545	644	NR	675	154	NR	805	3	NR	935	0	NR
420	51	NR	550	671	NR	680	133	NR	810	3	NR	940	0	NR
425	100	NR	555	701	NR	685	114	NR	815	2	NR	945	0	NR
430	180	NR	560	735	NR	690	98	NR	820	2	NR	950	0	NR
435	315	NR	565	768	NR	695	83	NR	825	2	NR	955	0	NR
440	514	NR	570	798	NR	700	71	NR	830	1	NR	960	0	NR
445	828	NR	575	825	NR	705	61	NR	835	1	NR	965	0	NR
450	992	NR	580	843	NR	710	52	NR	840	1	NR	970	0	NR
455	652	NR	585	848	NR	715	44	NR	845	1	NR	975	0	NR
460	382	NR	590	844	NR	720	38	NR	850	1	NR	980	0	NR
465	282	NR	595	826	NR	725	32	NR	855	1	NR	985	0	NR
470	180	NR	600	800	NR	730	28	NR	860	1	NR	990	0	NR
475	119	NR	605	762	NR	735	24	NR	865	1	NR	995	0	NR
480	101	NR	610	719	NR	740	20	NR	870	1	NR	1000	0	NR
485	98	NR	615	669	NR	745	17	NR	875	0	NR			

REPORT NUMBER: SP1-2407-157-5

Melanopic Flux vs. Wavelength



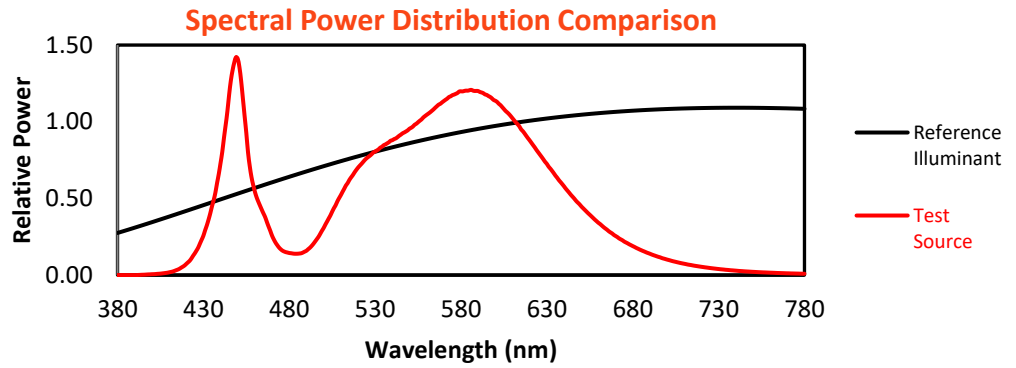
Melanopic Lumens: NR

M/P: 2.88

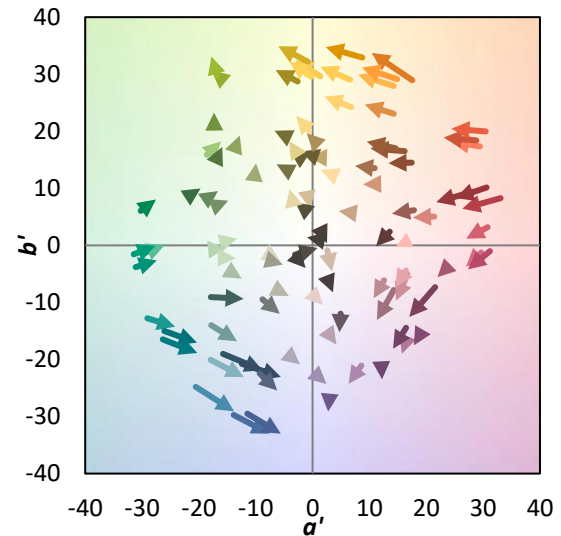
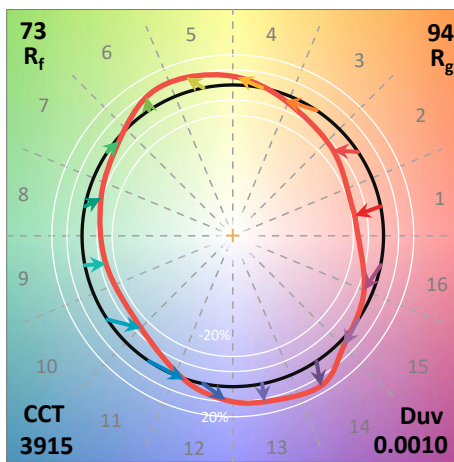
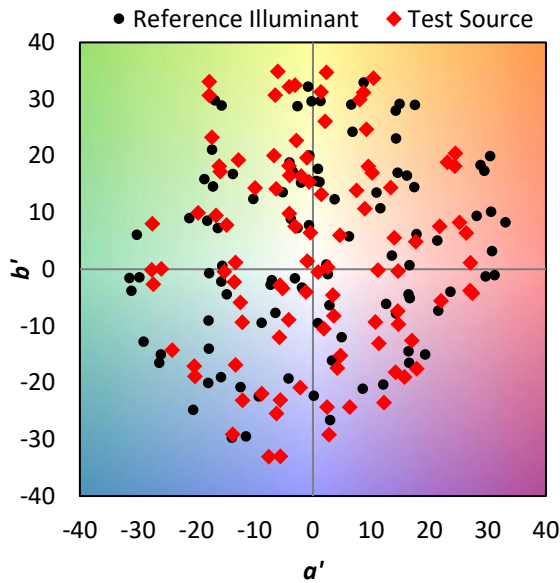
λ (nm)	Power W [^] /nm	Lumens (φ/nm)	λ (nm)	Power W [^] /nm	Lumens (φ/nm)	λ (nm)	Power W [^] /nm	Lumens (φ/nm)	λ (nm)	Power W [^] /nm	Lumens (φ/nm)	λ (nm)	Power W [^] /nm	Lumens (φ/nm)
360	0	NR	490	112	NR	620	618	NR	750	15	NR	880	0	NR
365	0	NR	495	153	NR	625	563	NR	755	13	NR	885	0	NR
370	0	NR	500	216	NR	630	510	NR	760	11	NR	890	0	NR
375	0	NR	505	291	NR	635	456	NR	765	9	NR	895	0	NR
380	0	NR	510	366	NR	640	407	NR	770	8	NR	900	0	NR
385	0	NR	515	436	NR	645	359	NR	775	7	NR	905	0	NR
390	0	NR	520	492	NR	650	316	NR	780	6	NR	910	0	NR
395	2	NR	525	536	NR	655	277	NR	785	5	NR	915	0	NR
400	4	NR	530	567	NR	660	240	NR	790	4	NR	920	0	NR
405	7	NR	535	596	NR	665	208	NR	795	4	NR	925	0	NR
410	12	NR	540	619	NR	670	179	NR	800	3	NR	930	0	NR
415	25	NR	545	644	NR	675	154	NR	805	3	NR	935	0	NR
420	51	NR	550	671	NR	680	133	NR	810	3	NR	940	0	NR
425	100	NR	555	701	NR	685	114	NR	815	2	NR	945	0	NR
430	180	NR	560	735	NR	690	98	NR	820	2	NR	950	0	NR
435	315	NR	565	768	NR	695	83	NR	825	2	NR	955	0	NR
440	514	NR	570	798	NR	700	71	NR	830	1	NR	960	0	NR
445	828	NR	575	825	NR	705	61	NR	835	1	NR	965	0	NR
450	992	NR	580	843	NR	710	52	NR	840	1	NR	970	0	NR
455	652	NR	585	848	NR	715	44	NR	845	1	NR	975	0	NR
460	382	NR	590	844	NR	720	38	NR	850	1	NR	980	0	NR
465	282	NR	595	826	NR	725	32	NR	855	1	NR	985	0	NR
470	180	NR	600	800	NR	730	28	NR	860	1	NR	990	0	NR
475	119	NR	605	762	NR	735	24	NR	865	1	NR	995	0	NR
480	101	NR	610	719	NR	740	20	NR	870	1	NR	1000	0	NR
485	98	NR	615	669	NR	745	17	NR	875	0	NR			

Summary

$R_f = 73.2$
 $R_g = 93.9$
 $CIE R_a = 71.0$
 $R_g = -38.4$



Color Vector Graphics



Individual Sample Fidelity Index ($R_{f,i}$)

CES01 = 85	CES26 = 61	CES51 = 88	CES76 = 50
CES02 = 61	CES27 = 88	CES52 = 87	CES77 = 69
CES03 = 30	CES28 = 81	CES53 = 77	CES78 = 53
CES04 = 70	CES29 = 65	CES54 = 84	CES79 = 81
CES05 = 47	CES30 = 81	CES55 = 83	CES80 = 78
CES06 = 50	CES31 = 69	CES56 = 73	CES81 = 77
CES07 = 40	CES32 = 60	CES57 = 72	CES82 = 91
CES08 = 39	CES33 = 76	CES58 = 73	CES83 = 89
CES09 = 29	CES34 = 70	CES59 = 85	CES84 = 86
CES10 = 74	CES35 = 83	CES60 = 89	CES85 = 77
CES11 = 57	CES36 = 91	CES61 = 81	CES86 = 71
CES12 = 63	CES37 = 79	CES62 = 85	CES87 = 76
CES13 = 42	CES38 = 92	CES63 = 72	CES88 = 80
CES14 = 74	CES39 = 96	CES64 = 64	CES89 = 70
CES15 = 71	CES40 = 91	CES65 = 61	CES90 = 79
CES16 = 46	CES41 = 93	CES66 = 57	CES91 = 74
CES17 = 49	CES42 = 80	CES67 = 54	CES92 = 57
CES18 = 56	CES43 = 76	CES68 = 63	CES93 = 74
CES19 = 72	CES44 = 99	CES69 = 73	CES94 = 51
CES20 = 65	CES45 = 85	CES70 = 55	CES95 = 65
CES21 = 86	CES46 = 82	CES71 = 48	CES96 = 76
CES22 = 78	CES47 = 86	CES72 = 83	CES97 = 84
CES23 = 92	CES48 = 77	CES73 = 45	CES98 = 75
CES24 = 91	CES49 = 80	CES74 = 93	CES99 = 62
CES25 = 72	CES50 = 88	CES75 = 51	



Color Rendition by Hue-Angle Bin



Measure Comparisons



(END OF REPORT)